

Bouvette-Turcot, A.-A., Bernier, A., & Leblanc, É. (2017). Maternal psychosocial maladjustment and child internalizing symptoms: Investigating the modulating role of maternal sensitivity. *Journal of Abnormal Child Psychology*, *45*, 157–170.

Abstract

In light of evidence suggesting that maternal adaptation may impact early child emotional development, this study investigated the interactive effects of maternal psychosocial maladjustment and maternal sensitivity on child internalizing symptoms, with the aim of investigating the potentially protective function of maternal sensitivity. Families (N = 73 to 106 across measures) took part in four assessments between ages 1 and 3 years. Mothers completed measures of parental stress, psychological distress, and marital satisfaction when their children were between 12 and 15 months. A composite score of maternal psychosocial maladjustment was derived from these measures. Maternal sensitivity was rated by trained observers at 12 months following a home visit. Child internalizing symptoms were assessed by both parents at 2 and 3 years. Hierarchical regressions revealed that increased maternal psychosocial maladjustment was related to more internalizing symptoms in children, however only among children of less sensitive mothers. In contrast, children of more sensitive mothers appeared to be protected. This was observed with maternal reports at 2 years, and both maternal and paternal reports at 3 years. These results suggest that young children may be differentially affected by their parents' emotional adjustment, while highlighting the pivotal protective role of maternal sensitivity in this process.

Keywords: maternal psychological maladjustment, maternal sensitivity, child internalizing symptoms, buffer effects.

Maternal psychosocial maladjustment and child internalizing symptoms: Investigating the
modulating role of maternal sensitivity

Emotional adjustment is a defining feature and a core component of healthy child development. One of the manifestations of impaired emotional adjustment is the presence of internalizing symptoms, which encompass features related to depression, anxiety, social withdrawal, and somatic complaints (without medical explanation). Research has demonstrated that internalizing symptoms can be detected in early childhood. Indeed, high levels of internalizing problems, as operationalized, for instance, by symptoms of depression and anxiety, show prevalence rates up to 28% in toddlers (e.g., Wilens et al., 2002). Furthermore, longitudinal data has been used to investigate developmental trajectories of internalizing symptomatology. For instance, Côté et al. (2009) identified three different trajectory groups among children aged 1.5 to 5 years. Those groups included children with stable low symptom levels (29.9% of their sample), children with moderate but increasing levels (55.4% of their sample), and children with high and increasing levels (14.7% of their sample). Internalizing symptoms have also been identified as predictors of increased risk for psychopathology later in life (e.g., Bittner et al., 2007; Moffitt et al., 2007; Weissman et al., 2005), and are associated with disturbances in several domains including interpersonal relationships, academic performance, and substance abuse (Birmaher et al., 1996; Hammen & Rudolph, 2003). Overall, research suggests that internalizing symptoms are common among very young children, are not often transient, and constitute risk factors for subsequent maladjustment. Hence, it is critical to understand the risk and protective factors involved in the emergence of internalizing symptoms, starting in infancy.

One such factor is parental psychosocial maladjustment. This term is used to characterize parental distress or impairments, is often operationalized by factors such as mood, stressors, or marital strain (e.g., Tietjen & Bradley, 1985), and is a well-documented predictor of child

1
2
3
4 emotional outcomes such as internalizing symptoms. For instance, children of depressed mothers
5
6 are more likely to present with increased internalizing symptoms by middle childhood than those
7
8 of non-depressed mothers (e.g., Goodman et al., 2011). Maternal anxiety is also related to
9
10 offspring internalizing symptoms (Barker, Jaffee, Uher, & Maughan, 2011). Furthermore, both
11
12 family conflict and family aggression are associated with impaired child emotional development
13
14 (e.g., Handal, Tschannen, & Searight, 1998; Harachi et al., 2006; McCloskey, Figueredo, &
15
16 Koss, 1995; Richmond & Stocker, 2006). In addition, poor marital relationship
17
18 quality/satisfaction has been identified as a risk factor for child emotional problems, whereas
19
20 positive marital characteristics have been associated with fewer offspring symptoms (e.g.,
21
22 Cummings, Goeke-Morey, & Papp, 2003; Goeke-Morey, Cummings, & Papp, 2007). There are,
23
24 thus, documented associations between parental maladjustment and child maladjustment, notably
25
26 internalizing symptoms.
27
28
29
30
31
32

33
34 Nonetheless, the size of these associations is, at times, rather small, suggesting that they
35
36 may be moderated by other variables (e.g., Goodman et al., 2011). Biological variables have
37
38 received the most attention as moderators. Studies suggest, for instance, that children with more
39
40 optimal biological functioning are protected against the development of internalizing symptoms
41
42 in the context of marital conflict (Koss et al., 2014) or maternal psychological maladjustment
43
44 (Wetter & El-Sheikh, 2012). In contrast, few studies have investigated whether environmental
45
46 factors can also play such a protective role. This appears likely however, especially with high-
47
48 quality parenting, which meta-analytic data suggest is a robust protective factor against the
49
50 development of internalizing problems in children (McLeod, Weisz, & Wood, 2007).
51
52

53
54 Accordingly, high-quality parenting might also act as a moderator, and buffer the risk for child
55
56 internalizing symptomatology otherwise associated with maternal maladjustment. In fact, it is
57
58 well demonstrated that some mothers are able to provide good-quality care to their children in
59
60
61
62
63
64
65

spite of personal hardship (e.g., Campbell et al., 2004; Grant, McMahon, Reilly, & Austin, 2010a) – what is less clear is whether such care is sufficient to offset the otherwise negative impact of maternal psychosocial maladjustment on child emotional outcomes.

Maternal sensitivity as a protective factor

Child development is reliably related to the quality of provided parental care (Sroufe, 2005). One aspect of high-quality parental care is maternal sensitivity, defined as mothers' capacity to recognize, correctly interpret, and quickly and adequately respond to their children's signals (Ainsworth, Bell, & Stayton, 1974). Sensitive parenting is associated, for instance, with child language and cognitive development, attachment security, emotion regulation, and social competence (e.g., Bornstein, 2002; 2006).

In addition to such direct links, maternal sensitivity has begun to be identified as a risk buffer against biological (e.g., Spangler, Johann, Ronai, & Zimmerman, 2009) and environmental adversity (Rochette & Bernier, 2014). Importantly for our purposes, sensitivity also appears to play a protective function against suboptimal maternal characteristics. For instance, harsh maternal discipline has been found to relate to increased aggressive behavior in children, but only for those whose mothers also displayed low sensitivity (Alink et al., 2009a). Moreover, maternal sensitivity has been found to modulate the link between maternal prenatal anxiety and infant mental development at 7 months of age, such that infants whose mothers were anxious displayed poorer mental development only when their mother was also less sensitive (Grant et al., 2010a). It was also reported that maternal prenatal anxiety was associated with increased child negative affect following a stressful episode at 7 months of age only for infants of less sensitive mothers (Grant, McMahon, Reilly, & Austin, 2010b). Furthermore, positive mother-child relationships have been identified as a protective factor in the context of family conflict (Alink, Cicchetti, Kim, & Rogosch, 2009b) as well as in the presence of interparental violence (Davies, Winter, &

Cicchetti, 2006; Manning, Davies, & Cicchetti, 2014). All in all, there is emerging evidence that maternal sensitivity may play not only a direct positive role in child emotional development, but also an indirect role, by attenuating the effects of otherwise negative maternal influences on child functioning.

The current study

Building and expanding on previous results (e.g., Alink et al., 2009a, b; Grant et al., 2010a, b), the current study focused on child internalizing symptoms as assessed by both mothers and fathers at two different ages. Provided that components of maternal mental health (e.g., Goodman et al., 2011) and relational stress (e.g., Goeke-Morey et al., 2007; Richmond & Stocker, 2006) have both been previously associated with offspring socio-emotional development and given that maternal maladjustment has been found to be more strongly related to child internalizing symptoms than paternal maladjustment (see Connell & Goodman, 2002, for a review), the present study's objectives were 1) to assess the links between child internalizing symptoms at 2 and 3 years of age and a combination of facets of maternal maladjustment in the personal, parenting, and marital spheres, and 2) to investigate whether maternal sensitivity may buffer the transmission from maternal to child maladjustment. It was expected that high levels of observed maternal sensitivity would buffer the risk stemming from maternal psychosocial maladjustment in the prediction of child internalizing symptoms, as reported by mothers and fathers.

Method

Participants

Our low-risk community sample was comprised of 106 mother-infant dyads living in a large Canadian metropolitan area. Families were drawn from random birth lists of the Ministry of Health and Social Services. Criteria for participation were full-term pregnancy and the absence of

any known disability or severe delay in the infant. Socio-demographic information was gathered when infants were 8 months old. At that time, mothers were between 22 and 45 years old ($M = 31.7$), had 16.1 years of education on average (varying from 10 to 18 years), and their average family income lied in the \$60,000 to \$79,000 bracket, representative of the average family income in Canada for the years of data collection (i.e., \$74,600). Fathers were between 25 and 50 years old ($M = 33.9$) and had 15.7 years of education on average (varying from 11 to 19). Both maternal and paternal education levels were similar to average education levels in the province of Quebec, with 63.5% of mothers and 62.8% of fathers having at least a college degree (63.3% of parents hold college degrees in Quebec). Offspring gender was spread almost evenly (51 boys and 55 girls). Most of the sample (95.7%) was Caucasian and the majority of the parents were either married or living together (86.8%). Finally, 19% of children had no siblings.

Procedure

Data were collected in the family homes through four visits which lasted an average of 90 minutes. When children were aged 12 months (T1), the home visit was modeled after the work of Pederson and Moran (1995), and aimed at challenging the mother's capacity to divide her attention between several competing demands, thus reproducing the natural conditions of daily life when caring for an infant. The home-visit protocol was thus purposely designed to create a situation where maternal attention was being solicited by both the research tasks and the infant's demands, which placed the dyad in a challenging situation, likely to activate both the infant's attachment system and the mother's caregiving system in response. Visits included a brief interview with the mother, a developmental assessment of the infant, and a 20-min free-play period. Observations performed throughout this home visit were used to assess maternal sensitivity, as described below. After this first visit (T1), as well as when children were aged 15 months (T2), 2 years (T3), and 3 years (T4), parents were given questionnaires that they later

returned via mail (see measures below). Parents were invited to fill out these questionnaires independently, once the research assistant was gone, and were each provided with a prepaid envelope at each assessment.

Measures

Maternal psychosocial maladjustment. At T1, mothers completed the Parenting Stress Index (PSI-Short Form; Abidin, 1995), which is a 36-item self-report questionnaire designed to assess parents' perceived stress in relation to their child and their parenting role. Items are rated on a Likert scale ranging from 0 to 5. The total average score was retained. The PSI shows excellent internal consistency and convergent validity with respect to prenatal stress and to other indices of postnatal stress (Abidin, 1995; Teti, Nakagawa, Das, & Wirth, 1991). Internal consistency was also excellent for our sample (Cronbach's $\alpha = .98$).

At T1 also, mothers completed the short version of the Psychiatric Symptoms Index (Ilfeld, 1976, 1978). This self-report questionnaire assesses psychological symptoms including depression, cognitive disturbance, anxiety, and anger, and yields one global score of psychological distress. Mothers completed the 14 items on a Likert scale ranging from 0 to 4. This instrument presents good internal consistency (Ilfeld, 1976; Prévile, Potvin, & Boyer, 1995) and content validity with DSM-IV diagnostic criteria (Okun, Stein, Bauman, & Silver, 1996) and with other instruments measuring depression and anxiety (Sakakibara, Miller, Orenczuk, & Wolfe, 2009). Internal consistency for our sample was good (Cronbach's $\alpha = .88$).

At T2, mothers completed the short Dyadic Adjustment Scale (DAS; Spanier, 1976; four-item version – DAS-4; Sabourin, Valois, & Lussier, 2005). The DAS-4 is a four-item questionnaire that assesses individuals' degree of satisfaction with regards to their current romantic relationship with a 1-6 Likert scale. As described by Sabourin et al. (2005), the DAS-4 shows very good internal consistency (α consistently above .80), excellent temporal stability over

1
2
3
4 a 1-year period for men ($r = .87$) and women ($r = .83$), and high predictive validity with regards
5
6 to couple dissolution, and it is less subject to socially desirable responding than longer versions
7
8 of the DAS. Internal consistency for our sample was also good (Cronbach's $\alpha = .88$).
9

10
11 Given the inter-correlations among these three measures ($.28 < r < .40, p < .01$), a
12
13 composite score of maternal psychosocial maladjustment was derived by standardizing and
14
15 averaging the total scores of the three measures (reverse-coding marital satisfaction). This
16
17 allowed for the use of a psychometrically stronger predictor, while reducing Type-I error
18
19 probability in the context of the examination of four dependent variables (maternal and paternal
20
21 reports of child symptoms at 2 and 3 years).
22
23
24

25
26 **Maternal sensitivity.** Maternal sensitivity was assessed at T1 using the Maternal
27
28 Behavior Q-Set (MBQS; Pederson & Moran, 1995), a 90-item measure designed to assess the
29
30 quality of maternal behaviors during in-home mother-infant interactions. A trained research
31
32 assistant noted maternal behaviors throughout the visit and rated the MBQS immediately
33
34 afterward, based on the entire observation period. Items describing potential maternal behaviors
35
36 were sorted into nine clusters, ranging from very similar to very unlike the observed mother's
37
38 behaviors. The observer's sort was then correlated with a criterion sort representing the
39
40 prototypically sensitive mother, which is provided by the developers of the instrument.
41
42 Sensitivity scores can thus vary from -1 (least sensitive) to 1 (prototypically sensitive). The
43
44 MBQS is significantly correlated with other measures of maternal behavior, such as the HOME
45
46 Inventory and the Ainsworth scales (see Pederson & Moran, 1995), and shows good temporal
47
48 stability (Bailey, Moran, Pederson, & Bento, 2007; Tarabulsy et al., 2008). Its construct validity
49
50 is demonstrated by meta-analytic data showing its excellent predictive capacity with respect to
51
52 child attachment security (van IJzendoorn, Vereijken, Bakermans-Kranenburg, & Riksen-
53
54 Walraven, 2004). MBQS scores also relate to subsequent child cognitive and socio-emotional
55
56
57
58
59
60
61
62
63
64
65

functioning (Bernier, Carlson, Deschênes, & Matte-Gagné, 2012; Bordeleau, Bernier, & Carrier, 2012; Lemelin, Tarabulsky, & Provost, 2006).

To maximize the reliability of these observations, research assistants attended a 2-day training workshop, during which they reviewed several videotapes of mother–infant interactions so as to practice coding the MBQS. After the workshop, the assistants performed their first few home visits with a more experienced colleague, and they completed the MBQS together. When the junior home visitors were ready to rate maternal behavior, the first two or three visits were followed by a debriefing session either with the PI or with an experienced graduate student to review the salient elements of the visit before scoring the MBQS. The assistants then went on to rating the MBQS autonomously. Thirty percent of the visits were conducted by two research assistants who completed the MBQS independently. In total, ten different assistants coded maternal sensitivity. Inter-rater reliability was always estimated between two coders (i.e., the two assistants who conducted the home visit together for a given family). Mean agreement between the pairs of raters was very good, $ICC = .87$.

Child internalizing symptoms. At T3 and T4, mothers (N = 106 and 94, respectively) and fathers (N = 73 and 78, respectively) completed the internalizing problems subscale of the Child Behavior Checklist, 1.5-5 year version (CBCL; Achenbach & Rescorla, 2000). This subscale is comprised of 36 items, with possible scores ranging from 0 to 72. Test-retest reliability for this subscale is .90, inter-parent agreement is .59, and one-year stability is .76 (Achenbach & Rescorla, 2000). CBCL scores also show good convergent validity with other child socio-emotional ratings such as the Richman Behavior Checklist (Richman, 1977) and the Toddler Behavior Screening Inventory (Achenbach & Rescorla, 2000; Mouton-Simien, McCain, & Kelly, 1997). Internal consistency for overall internalizing problems was good for the current sample (Cronbach's $\alpha = .78, .77, .71$, and $.83$ for maternal ratings at T3 and T4 and paternal

1 ratings at T3 and T4, respectively). Maternal and paternal reports were positively correlated ($r =$
2
3
4
5
6
7
8
9
10 distributed and did not require transformation. Mothers and fathers who did not return the CBCL
11 questionnaire were not different from those who did in terms of socio-demographic
12 characteristics (i.e., ethnicity, income, and education; all p 's $> .10$). Moreover, mothers who did
13 not return the CBCL questionnaires did not differ from mothers who did on sensitivity scores (p
14
15
16
17
18
19
20
21
22
23
24
25
26
27
28
29
30
31
32
33
34
35
36
37
38
39
40
41
42
43
44
45
46
47
48
49
50
51
52
53
54
55
56
57
58
59
60
61
62
63
64
65
66
67
68
69
70
71
72
73
74
75
76
77
78
79
80
81
82
83
84
85
86
87
88
89
90
91
92
93
94
95
96
97
98
99
100
101
102
103
104
105
106
107
108
109
110
111
112
113
114
115
116
117
118
119
120
121
122
123
124
125
126
127
128
129
130
131
132
133
134
135
136
137
138
139
140
141
142
143
144
145
146
147
148
149
150
151
152
153
154
155
156
157
158
159
160
161
162
163
164
165
166
167
168
169
170
171
172
173
174
175
176
177
178
179
180
181
182
183
184
185
186
187
188
189
190
191
192
193
194
195
196
197
198
199
200
201
202
203
204
205
206
207
208
209
210
211
212
213
214
215
216
217
218
219
220
221
222
223
224
225
226
227
228
229
230
231
232
233
234
235
236
237
238
239
240
241
242
243
244
245
246
247
248
249
250
251
252
253
254
255
256
257
258
259
260
261
262
263
264
265
266
267
268
269
270
271
272
273
274
275
276
277
278
279
280
281
282
283
284
285
286
287
288
289
290
291
292
293
294
295
296
297
298
299
300
301
302
303
304
305
306
307
308
309
310
311
312
313
314
315
316
317
318
319
320
321
322
323
324
325
326
327
328
329
330
331
332
333
334
335
336
337
338
339
340
341
342
343
344
345
346
347
348
349
350
351
352
353
354
355
356
357
358
359
360
361
362
363
364
365
366
367
368
369
370
371
372
373
374
375
376
377
378
379
380
381
382
383
384
385
386
387
388
389
390
391
392
393
394
395
396
397
398
399
400
401
402
403
404
405
406
407
408
409
410
411
412
413
414
415
416
417
418
419
420
421
422
423
424
425
426
427
428
429
430
431
432
433
434
435
436
437
438
439
440
441
442
443
444
445
446
447
448
449
450
451
452
453
454
455
456
457
458
459
460
461
462
463
464
465
466
467
468
469
470
471
472
473
474
475
476
477
478
479
480
481
482
483
484
485
486
487
488
489
490
491
492
493
494
495
496
497
498
499
500
501
502
503
504
505
506
507
508
509
510
511
512
513
514
515
516
517
518
519
520
521
522
523
524
525
526
527
528
529
530
531
532
533
534
535
536
537
538
539
540
541
542
543
544
545
546
547
548
549
550
551
552
553
554
555
556
557
558
559
560
561
562
563
564
565
566
567
568
569
570
571
572
573
574
575
576
577
578
579
580
581
582
583
584
585
586
587
588
589
590
591
592
593
594
595
596
597
598
599
600
601
602
603
604
605
606
607
608
609
610
611
612
613
614
615
616
617
618
619
620
621
622
623
624
625
626
627
628
629
630
631
632
633
634
635
636
637
638
639
640
641
642
643
644
645
646
647
648
649
650
651
652
653
654
655
656
657
658
659
660
661
662
663
664
665
666
667
668
669
670
671
672
673
674
675
676
677
678
679
680
681
682
683
684
685
686
687
688
689
690
691
692
693
694
695
696
697
698
699
700
701
702
703
704
705
706
707
708
709
710
711
712
713
714
715
716
717
718
719
720
721
722
723
724
725
726
727
728
729
730
731
732
733
734
735
736
737
738
739
740
741
742
743
744
745
746
747
748
749
750
751
752
753
754
755
756
757
758
759
760
761
762
763
764
765
766
767
768
769
770
771
772
773
774
775
776
777
778
779
780
781
782
783
784
785
786
787
788
789
790
791
792
793
794
795
796
797
798
799
800
801
802
803
804
805
806
807
808
809
810
811
812
813
814
815
816
817
818
819
820
821
822
823
824
825
826
827
828
829
830
831
832
833
834
835
836
837
838
839
840
841
842
843
844
845
846
847
848
849
850
851
852
853
854
855
856
857
858
859
860
861
862
863
864
865
866
867
868
869
870
871
872
873
874
875
876
877
878
879
880
881
882
883
884
885
886
887
888
889
890
891
892
893
894
895
896
897
898
899
900
901
902
903
904
905
906
907
908
909
910
911
912
913
914
915
916
917
918
919
920
921
922
923
924
925
926
927
928
929
930
931
932
933
934
935
936
937
938
939
940
941
942
943
944
945
946
947
948
949
950
951
952
953
954
955
956
957
958
959
960
961
962
963
964
965
966
967
968
969
970
971
972
973
974
975
976
977
978
979
980
981
982
983
984
985
986
987
988
989
990
991
992
993
994
995
996
997
998
999
1000

Given that the independent variable (maternal maladjustment) was based solely on maternal reports, maternal and paternal CBCL scores were kept separate rather than composited, with the aim of examining the robustness of the results to shared method variance, with an outcome methodologically independent of maternal reports (i.e., father CBCL).

Results

Preliminary analyses

Table 2 presents the zero-order correlations among all variables. We first examined the correlations between potential confounding variables (i.e., child gender, maternal age, maternal education, paternal age, paternal education, and family income) and main study variables. Child gender and family income were the only demographic variables that were associated with some of the outcome measures (i.e., reports of child internalizing symptoms at ages 2 and 3). In each subsequent main analysis, we accounted for the covariates that were marginally or significantly associated with the outcome. T-tests revealed no significant differences between maternal and paternal ratings of child internalizing symptoms at either time point (both p 's $> .05$). No age-related differences (2 vs. 3 years) were found for either maternal or paternal ratings (all p 's $> .05$).

Main analyses

Multiple hierarchical regressions were then performed to assess the interactive effects of maternal psychosocial maladjustment and maternal sensitivity on child internalizing symptoms.

Maternal and paternal reports, at 2 and 3 years of age, were submitted to distinct regression equations. We inserted variables in the following order: Block 1, covariates (when appropriate); Block 2, *maternal psychosocial maladjustment* and *maternal sensitivity*; Block 3, the multiplicative interaction term of *maternal psychosocial maladjustment* by *maternal sensitivity*.

The results of the four regression models are shown in Table 3. The analyses revealed significant interaction effects of maternal psychosocial maladjustment and maternal sensitivity on maternal reports of child internalizing symptoms at 2 ($\beta = -.23, p = .04$) and 3 years ($\beta = -.27, p = .02$). The interaction between maternal psychosocial maladjustment and maternal sensitivity was also significant when predicting paternal reports of child internalizing symptoms at 3 years ($\beta = -.26, p = .05$), although not at 2 years ($\beta = -.07, ns$).

The significant interactions were explored both statistically, with post-hoc probing of moderation effects through analysis of simple slopes (Preacher, Curran, & Bauer, 2006), and graphically (Figures 1-3). The relations between maternal psychosocial maladjustment and child internalizing symptoms at 2 and 3 years were tested as a function of maternal sensitivity. Fitted regression lines were plotted at high (+ 1 SD) and low (-1 SD) values of maternal sensitivity. At 2 years, the results revealed a significant and positive slope for mother reports of offspring internalizing symptoms for children of less sensitive mothers ($B = 1.44, SE = 0.61, t = 2.35, p = .02$), whereas the slope for children of more sensitive mothers was not significant ($B = -0.44, SE = 0.48, t = -0.91, ns$). Likewise, at 3 years, post-hoc analyses yielded a significant and positive slope for mother reports of offspring internalizing symptoms for children of less sensitive mothers ($B = 1.92, SE = 0.75, t = 2.52, p = .01$), whereas the slope for children of more sensitive mothers was not significant ($B = -0.49, SE = 0.50, t = -0.99, ns$). Finally, at 3 years, post-hoc

1
2
3
4 analyses yielded a significant and positive slope for father reports of offspring internalizing
5
6 symptoms for children of less sensitive mothers ($B = 1.66$, $SE = 0.80$, $t = 2.08$, $p = .04$), whereas
7
8 the slope for children of more sensitive mothers was not significant ($B = -0.45$, $SE = 0.54$, $t =$
9
10 0.83 , ns).

11
12
13
14 In order to determine whether maternal psychosocial maladjustment and maternal
15
16 sensitivity were associated with child internalizing symptoms at age 3, over and above 2-year
17
18 symptoms, we conducted similar regression models, adding internalizing symptoms at 2 years as
19
20 a control when predicting 3-year internalizing symptoms. Analyses yielded non-significant
21
22 results with maternal reports ($\beta = -.05$, ns ; Table 4). In contrast, there was a significant
23
24 interaction effect when predicting change in paternal reports of child internalizing symptoms
25
26 between ages 2 and 3 ($\beta = -.19$, $p = .03$; Table 4). Decomposition of this interaction effect (Figure
27
28 4) revealed that maternal psychosocial maladjustment was positively related to an increase in
29
30 child internalizing symptoms as rated by their fathers, but again, only for children of less
31
32 sensitive mothers ($B = 1.67$, $SE = 0.75$, $t = 2.24$, $p = .03$), whereas the relation for children of
33
34 more sensitive mothers was not significant ($B = -0.45$, $SE = 0.49$, $t = -0.92$, ns).

35
36
37
38
39
40
41 Taken together, the results indicate that maternal psychosocial maladjustment was
42
43 generally related to higher child internalizing symptoms, however only among children of less
44
45 sensitive mothers.
46

47 48 **Discussion** 49

50
51 Aiming to investigate familial characteristics likely to precipitate or impede the early
52
53 development of internalizing symptoms, we examined whether the relation between maternal
54
55 psychosocial maladjustment and toddlers' internalizing symptoms was moderated by maternal
56
57 sensitivity. The results revealed significant positive relations between maternal psychosocial
58
59 maladjustment and child internalizing symptoms for children of less sensitive mothers, as
60
61
62
63
64
65

1
2
3
4 reported by mothers when children were aged 2 years and by both parents when children were
5
6 aged 3 years. Contrastingly, the relations were not significant for children whose mothers were
7
8 rated as relatively more sensitive. Hence, poor maternal adjustment was related to increased
9
10 levels of internalizing symptoms in children as early as 2 and 3 years of age, for children of less
11
12 sensitive mothers; in contrast, children of more sensitive mothers appeared to be protected.
13
14
15 Furthermore, when looking at changes between the ages of 2 and 3, results revealed that worse
16
17 maternal psychosocial maladjustment during infancy was related to a subsequent increase in
18
19 children's internalizing symptoms as reported by their fathers, again only for children of less
20
21 sensitive mothers.
22
23
24

25
26 The current results are consistent with a growing body of literature targeting interaction
27
28 effects and the suggestion that negative child outcomes are most likely due to a combination of
29
30 risk factors rather than the presence of a single one (e.g., McMahon, Barnett, Kowalenko, &
31
32 Tennant, 2006; Sameroff, Gutman, & Peck, 2003). In fact, most developmental theorists agree
33
34 that the factors which influence child development are intertwined in complex ways, with general
35
36 consensus that the nature of the interplay between these factors is interactive (Bronfenbrenner,
37
38 1979; Collins, Maccoby, Steinberg, Hetherington, & Bornstein, 2000). The current results
39
40 suggest that children may be differentially affected by their parents' own emotional adjustment,
41
42 according to the quality of care they receive. Indeed, maternal psychosocial maladjustment and
43
44 offspring internalizing symptoms were not related for children whose mothers were relatively
45
46 more sensitive.
47
48
49
50
51

52
53 This is consistent with existing literature showing links between high levels of maternal
54
55 sensitivity and optimal child outcomes in the domains of self-regulation (e.g., Grossmann &
56
57 Grossmann, 1991; Kopp, 1982; Sroufe, 1995) and socio-emotional functioning (e.g., Leerkes,
58
59 Blankson, & O'Brien, 2009). The protective effect observed here might occur through the
60
61
62
63
64
65

1
2
3
4 promotion of competent emotion regulation by highly sensitive mothers. Indeed, while young
5
6 children have limited capacity to efficiently self-regulate, responsive and sensitive mothering
7
8 entails efficient external regulation of child negative affect, which progressively provides young
9
10 children with the opportunity to internalize the regulatory skills initially taught by the caregiver,
11
12 and gradually, to become able to use them independently (Calkins, 2004). In this way, highly
13
14 sensitive caregivers support the development of emotion regulatory skills in the child, which can
15
16 act as a protective factor in the face of environmental stress/adversity, in this case that triggered
17
18 by maternal psychosocial difficulties and its familial consequences (e.g., Cole, Martin, & Dennis,
19
20 2004). Other potential mechanisms underlying the current results may include the fostering of
21
22 secure attachment bonds via high levels of maternal sensitivity. Indeed, responsive and sensitive
23
24 behaviors from the caregiver favor the development of secure attachment (e.g., DeWolff & Van
25
26 IJzendoorn, 1997), which in turn is a well-documented protective factor against child
27
28 internalizing problems (Groh, Roisman, Van IJzenndoom, Bakermans-Kranenburg, & Fearon,
29
30 2012). Overall, mothers who manage to remain highly sensitive to their child despite poor
31
32 psychosocial adjustment might favor the development of key relational and emotional skills in
33
34 their child, hence protecting children against the development of emotional difficulties.
35
36 Contrastingly, less sensitive mothers are likely to see their child develop insecure attachment ties,
37
38 and may fail to provide successful external regulation in response to their child's distress during
39
40 stressful situations, thereby impeding children's capacity to learn appropriate emotion-regulation
41
42 tools that would protect them against internalizing problems.
43
44
45
46
47
48
49
50
51

52
53 Another factor that may explain the specific pattern of results observed here pertains to
54
55 dual risk (e.g., Sameroff, 1983). Indeed, being exposed to solely one risk factor (i.e., either higher
56
57 levels of maternal psychosocial maladjustment or lower levels of maternal sensitivity) might not
58
59 be sufficient in and of itself to significantly increase children's risk of internalizing symptoms in
60
61
62
63
64
65

1
2
3
4 a low-risk sample like this one. However, being exposed to a combination of both risk factors,
5
6
7 albeit at moderate levels, might be sufficient to impair children's emotional adjustment.

8
9 Furthermore, the current results support the idea that maternal sensitivity is an important
10
11 protective factor for children not only in stressful environmental circumstances, broadly, but also
12
13 in the face of maternal struggles (and, in this specific context, psychosocial maladjustment).

14
15
16 Several factors might explain why mothers' maladjustment may affect their offspring. One core
17
18 hypothesis is that of genetic transmission. Indeed, over and above the risk conveyed by
19
20 environmental and relational factors, research has identified a genetic basis to emotional
21
22 maladjustment. For instance, children of depressed or anxious mothers are more likely to develop
23
24 mood disorders, and this is partly accounted for by shared genetic characteristics (see Eley, 1999
25
26 for a review). Furthermore, children presenting with certain genetic profiles are at increased risk
27
28 of developing early signs of emotional disturbances when living in detrimental environmental
29
30 contexts (e.g., Gotlib, Joorman, Minor, & Hallmayer, 2008; Pluess et al., 2011). Based on those
31
32 transmission paradigms, most often derived from mid/high-risk samples, we assumed that similar
33
34 transmission processes could apply to low-risk samples such as ours, and would allow us to test
35
36 our hypotheses pertaining to individual differences within normal ranges of emotional
37
38 dysregulation. Although the current study cannot tease apart environmental from genetic
39
40 transmission of emotional difficulties, it does suggest that when mothers manage to show high
41
42 sensitivity to their child in spite of their own emotional struggles, such high-quality parenting is a
43
44 key environmental element that can offset the otherwise likely transmission of emotional
45
46 difficulties from mother to child, at least in low-risk samples.
47
48
49
50
51
52
53

54
55 One noteworthy aspect of the findings is that significant results were found with mother
56
57 reports at both 2 and 3 years, but only at 3 years for father reports. One may argue that lower
58
59 mood (although assessed several months earlier) altered mothers' perceptions and led them to
60
61
62
63
64
65

1
2
3
4 overestimate their child's internalizing symptoms, thus creating spurious relations between
5
6
7 measures. However, no significant differences were found between maternal and paternal ratings
8
9
10 of internalizing symptoms at either time point (refer to Table 1 for means and standard
11
12
13 deviations). A different explanation pertains to our sample size, which was considerably smaller
14
15
16 for father than mother reports (especially at 2 years), thus necessitating a greater population-level
17
18
19 effect size for the interaction to be detected as significant with our study parameters. Another
20
21
22 potential explanation is that mothers typically spend more time with their child during their first
23
24
25 few years of life than fathers do. This might make mothers more aware of their child's non-verbal
26
27
28 or ambiguous cues, compared to fathers. As toddlers become more verbally sophisticated, and
29
30
31 able to express their emotional states through language (i.e., between 2 and 3 years of age in the
32
33
34 current context), fathers might more easily pick up on those early signs of internalizing
35
36
37 symptoms. Such greater awareness may be facilitated further by fathers' increased parental
38
39
40 involvement across toddlerhood (e.g., Bailey, 1994). Thus, one might speculate that the
41
42
43 phenomenon may have been present at 2 years already, but more easily detected by fathers at age
44
45
46 3, given toddlers' growing capacity to describe their feelings verbally, along with many fathers'
47
48
49 enhanced involvement and thus familiarity with their child. This might also explain why analyses
50
51
52 pertaining to changes between the ages of 2 and 3 years revealed significant interactive effects for
53
54
55 father reports only.
56
57
58
59
60
61
62
63
64
65

Another noteworthy aspect of the findings is the fact that among less sensitive mothers, maternal maladjustment, although assessed prior to child outcomes and early in the children's life (i.e., at 12 and 15 months), was associated with toddlers' internalizing symptoms later on (i.e., ages 2 and 3). Although the current correlational design does not allow for causal inference, these longitudinal results raise the possibility of lingering effects of maternal psychological maladjustment onto the development of early childhood internalizing symptoms, and reiterate the

1
2
3
4 importance of studying such relations very early on. Furthermore, maternal sensitivity was also
5
6 rated prior to child outcomes, which suggests that a maladaptation cascade, stemming from the
7
8 combination of poor maternal psychological adjustment and low sensitivity, might unfold over
9
10 early childhood, and perhaps have increasingly deleterious consequences as children fail to
11
12 acquire age-appropriate emotion regulation strategies. Indeed, a key principle of developmental
13
14 psychopathology is that successfully mastered developmental tasks provide children with tools to
15
16 negotiate the developmental tasks that become salient at later ages (Sroufe & Rutter, 1984).
17
18
19 Longer-term longitudinal designs are needed to test the speculation that what was observed here
20
21 is the beginning of a developmental cascade entailing the development of emotional difficulties
22
23 among children whose mothers suffer from psychosocial maladjustment and have difficulty
24
25 providing sensitive care.
26
27
28
29

30
31 Besides, one may notice the lack of direct associations between our three main variables:
32
33 maternal psychosocial maladjustment, maternal sensitivity, and child internalizing symptoms.
34
35 Those results are, however, less unexpected than they may seem. For instance, it is not unusual in
36
37 the literature to find non-significant associations between maternal maladjustment and maternal
38
39 sensitivity, especially among community samples (e.g., Kaitz, Maytal, Devor, Bergman, &
40
41 Mankuta, 2010; van Doesum, Hosman, Riksen-Walraven, & Hoefnagels, 2007). Likewise,
42
43 reported associations between maternal psychosocial maladjustment and child internalizing
44
45 symptoms vary substantially in magnitude (e.g., Elgar, McGrath, Waschbusch, Stewart, & Curtis,
46
47 2004; Gravener et al., 2012; Mezulis, Hyde, & Clark, 2004), as do the links between maternal
48
49 sensitivity and child internalizing symptoms (e.g., Ciciolla, Gerstein, & Crnic, 2014; Gershoff,
50
51 2002).
52
53
54
55
56
57
58
59
60
61
62
63
64
65

This study is not without limitations. First, only parental reports were used for both predictor and outcome variables. However, this limitation is partially compensated for by the fact that measurements were not taken at the same time points and in fact, maternal reports of predictor and outcome variables were not correlated (hence ruling out shared method variance as a key hypothesis). Moreover, the dependent variables were measured with the CBCL, which is a widely used, reliable tool that is well established in both research and clinical domains. Nonetheless, non-parental reports of child internalizing symptoms (e.g., by daycare providers) would have provided rich independent information. As mentioned above, the design did not allow for teasing apart genetic and environmental factors in the mother-child transmission of emotional maladjustment that was observed in dyads with a relatively less sensitive mother; genetically-informed designs entailing careful observational assessment of sensitivity are needed to investigate this question. One should also keep in mind the correlational nature of the design, which entails that results could potentially be interpreted in alternative ways, for instance that maternal optimal psychosocial adjustment protects children of less sensitive mothers against the development of child internalizing symptoms, or that higher levels of child internalizing symptoms influence maternal psychosocial maladjustment in mothers with lower sensitivity.

Furthermore, given the low-risk status of this community sample, the current results may not generalize to higher-risk populations. Indeed, a good deal of research suggests that mothers presenting with significantly higher levels of maladjustment than those found in this sample (e.g., clinically depressed mothers) may not be able to display high levels of sensitivity (e.g., Field, 2010). However, one may speculate that in such high-risk samples, where levels of maternal sensitivity are expected to be lower, low sensitivity would remain a risk-enhancing variable when combined to low maternal adjustment. Nonetheless, the current results also suggest that individual variations within the normal range for both maternal psychosocial maladjustment and

1
2
3
4 maternal sensitivity might be sufficient to associate, to some extent, with early internalizing
5
6 symptoms.
7

8
9 Additionally, the current results should be interpreted with caution provided the relatively
10
11 low proportion of variance that was explained by the models, meaning that other factors come
12
13 into play. Hence, future research should continue to investigate relational moderators that can act
14
15 as buffers of early environmental risk, including paternal sensitivity and other proximal
16
17 caregiving markers (e.g., attachment security). This appears to be an important endeavor, given
18
19 convincing data showing that parental sensitivity and parent-child attachment security can be
20
21 enhanced by relatively brief, evidence-based intervention (for a review, see Bakermans-
22
23 Kranenburg, van IJzendoorn, & Juffer, 2003). Such interventions have, in fact, been found to
24
25 increase maternal sensitivity even among mothers presenting with very high levels of
26
27 psychosocial maladjustment (Moss et al., 2011). Thus, regardless of the degree of genetic and
28
29 environmental contributions involved in the mother-child transmission of emotional
30
31 maladjustment, the current results combined with those of intervention studies suggest that
32
33 parental sensitivity might be a key, malleable vehicle through which the transmission could be
34
35 attenuated, thus contributing to break the intergenerational cycle of maladjustment.
36
37
38
39
40
41
42
43
44
45
46
47
48
49
50
51
52
53
54
55
56
57
58
59
60
61
62
63
64
65

References

- Abidin, R. R. (1995). *Parenting Stress Index: Professional manual* (3rd ed.). Odessa, FL: Psychological Assessment Resources.
- Achenbach, T. M., & Rescorla, L.A. (2000). *Manual for the ASEBA preschool forms and profiles*. Burlington: University of Vermont Department of Psychiatry.
- Ainsworth, M. D. S., Bell, S. M., & Stayton, D. J. (1974). Infant-mother attachment and social development. In M. P. Richards (Ed.), *The Introduction of the Child into a Social World* (pp. 99–135). London, England: Cambridge University Press.
- Alink, L. A., Cicchetti, D., Kim, J., & Rogosch, F. (2009b). Mediating and moderating processes in the relation between maltreatment and psychopathology: Mother- child relationship quality and emotion regulation. *Journal of Abnormal Child Psychology*, *37*, 831–843. doi:10.1007/s10802-009-9314-4
- Alink, L. R. A., Mesman, J., Van Zeijl, J., Stolk, M. N., Juffer, F., Bakermans-Kranenburg, M. J., Koot, H. M. (2009a). Maternal sensitivity moderates the relation between negative discipline and aggression in early childhood. *Social Development*, *18*, 99-120. doi: 10.1111/j.1467-9507.2008.00478.x
- Bailey, W. T. (1994). A longitudinal study of fathers' involvement with young children: Infancy to age 5 years. *The Journal of Genetic Psychology*, *155*, 331-339. doi: 10.1080/00221325.1994.9914783
- Bailey, H. N., Moran, G., Pederson, D. R., & Bento, S. (2007). Understanding the transmission of attachment using variable-and relationship-centered approaches. *Development and Psychopathology*, *19*, 313–343. doi:10.1017/S0954579407070162

- 1
2
3
4 Bakermans-Kranenburg, M. J., van IJzendoorn, M. H., & Juffer, F. (2003). Less is more: Meta-
5
6 analyses of sensitivity and attachment interventions in early childhood. *Psychological*
7
8 *Bulletin*, *129*, 195-215. doi: 10.1037/0033-2909.129.2.195
9
10
11 Barker, E. D., Jaffee, S. R., Uher, R., & Maughan, B. (2011). The contribution of prenatal and
12
13 postnatal maternal anxiety and depression to child maladjustment. *Depression and*
14
15 *Anxiety*, *28*, 696-702. doi: 10.1002/da.20856
16
17
18
19 Bernier, A., Carlson, S. M., Deschênes, M., & Matte-Gagné, C. (2012). Social factors in the
20
21 development of early executive functioning: A closer look at the caregiving environment.
22
23 *Developmental Science*, *15*, 12-24. doi: 10.1111/j.1467-7687.2011.01093.x
24
25
26 Birmaher, B., Ryan, N. D., Williamson, D. E., Brent, D. A., Kaufman, J., Dahl, R. E., Nelson, B.
27
28 (1996). Childhood and adolescent depression: A review of the past 10 years. Part I.
29
30 *Journal of the American Academy of Child and Adolescent Psychiatry*, *35*, 1427-1439.
31
32 doi: <http://dx.doi.org/10.1097/00004583-199611000-00011>
33
34
35
36 Bittner, A., Egger, H. L., Erkanli, A., Costello, J. E., Foley, D. L., & Angold, A. (2007). What do
37
38 childhood anxiety disorders predict? *Journal of Child Psychology and Psychiatry*, *48*,
39
40 1174-1183.
41
42
43 Bordeleau, S., Bernier, A., & Carrier, J. (2012). Maternal sensitivity and children's behavior
44
45 problems: Examining the moderating role of infant sleep duration. *Journal of Clinical*
46
47 *Child and Adolescent Psychology*, *41*, 471-481. doi: 10.1080/15374416.2012.686101
48
49
50
51 Bornstein, M. H. (2002). Parenting infants. In M. H. Bornstein (Ed.), *Handbook of Parenting:*
52
53 *Vol. 1. Children and Parenting* (2nd ed., pp.3-43). Mahwah, NJ: Erlbaum.
54
55
56 Bornstein, M. H. (2006). Parenting science and practice. In W. Damon & R. M. Lerner (Series
57
58 Eds.) & I. E. Sigel & K. A. Renninger (Vol. Eds.) *Handbook of Child Psychology: Vol. 4.*
59
60 *Child Psychology and Practice* (6th ed., pp. 893-949). New York: Wiley.
61
62
63
64
65

- 1
2
3
4 Bronfenbrenner, U. (1979). Contexts of child rearing: Problems and prospects. *American*
5
6 *Psychologist*, 34, 844-850.
7
8
- 9 Calkins, S.D. (2004). Early attachment processes and the development of self regulation. In R.F.
10
11 Baumeister & K.D.Vohs (Eds.), *Handbook of self regulation: Research, theory and*
12
13 *applications* (pp. 324–339). New York: Guilford Press.
14
15
- 16 Campbell, S. B., Brownell, C. A., Hungerford, A, Spieker, S. J., Mohan, R., & Blessing, J. S.
17
18 (2004). The course of maternal depressive symptoms and maternal sensitivity as
19
20 predictors of attachment security at 36 months. *Development and Psychopathology*, 16,
21
22 231-252.: doi:10.1017/S0954579404044499
23
24
25
- 26 Ciciolla, L., Gerstein, E. D., & Crnic, K. A. (2014). Reciprocity among maternal distress, child
27
28 behavior, and parenting: Transactional processes and early childhood risk. *Journal of*
29
30 *Clinical Child and Adolescent Psychology*, 43, 751-764. doi: 10.1080/
31
32 15374416.2013.812038
33
34
35
- 36 Cole, P.M., Martin, S.E., & Dennis, T.A. (2004). Emotion regulation as a scientific construct:
37
38 challenges and directions for child development research. *Child Development*, 75, 317–
39
40 333.
41
42
- 43 Collins, W. A., Maccoby, E. E., Steinberg, L., Hetherington, E. M., & Bornstein, M. H. (2000).
44
45 Contemporary research on parenting: The case for nature and nurture. *American*
46
47 *Psychologist*, 55, 218-232. doi: 10.1037/0003-066X.55.2.218
48
49
- 50 Connell, A. M., & Goodman, S. H. (2002). The association between psychopathology in fathers
51
52 versus mothers and children's internalizing and externalizing behavior problems: A meta-
53
54 analysis. *Psychological Bulletin*, 128, 746-773. doi: 10.1037/0033-2909.128.5.746
55
56
57
- 58 Côté, S. M., Boivin, M., Liu, X., Nagin, D. S., Zoccolillo, M., & Tremblay, R. E. (2009).
59
60 Depression and anxiety symptoms: Onset, developmental course and risk factors during
61
62
63
64
65

- 1
2
3
4 early childhood. *Journal of Child Psychology and Psychiatry*, *50*, 1201-1208. doi:
5
6 10.1111/j.1469-7610.2009.02099.x
7
8
9 Cummings, E. M., Goeke-Morey, M. C., & Papp, L. M. (2003). Children's responses to everyday
10 marital conflict tactics in the home. *Child Development*, *74*, 1918-1929. doi:
11
12 10.1046/j.1467-8624.2003.00646.x
13
14
15 Davies, P. T., Winter, M., & Cicchetti, D. (2006). The implications of emotional security theory
16 for understanding and treating childhood psychopathology. *Development and*
17
18
19
20
21
22
23
24
25
26
27
28
29
30
31
32
33
34
35
36
37
38
39
40
41
42
43
44
45
46
47
48
49
50
51
52
53
54
55
56
57
58
59
60
61
62
63
64
65
- De Wolff, M. S., & Van IJzendoorn, M. H. (1997). Sensitivity and attachment: A meta-analysis on parental antecedents of infant attachment. *Child Development*, *68*, 571-591.
- Eley, T. C. (1999). Behavioral genetics as a tool for developmental psychology: Anxiety and depression in children and adolescents. *Clinical Child and Family Psychology Review*, *2*, 21-36. doi: 10.1023/A:1021863324202
- Elgar, F. J., McGrath, P. J., Waschbusch, D. A., Stewart, S. H., & Curtis, L. J. (2004). Mutual influences on maternal depression and child adjustment problems. *Clinical Psychology Review*, *24*, 441-459. doi: 10.1016/j.cpr.2004.02.002
- Field, T. (2010). Postpartum depression effects on early interactions, parenting, and safety practices: A review. *Infant Behavior and Development*, *33*, 1-6.
- Gershoff, E. T. (2002). Corporal punishment by parents and associated child behaviors and experiences: A meta-analytic and theoretical review. *Psychological Bulletin*, *128*, 539-579. doi: 10.1037/0033-2909.128.4.539
- Goeke-Morey, M. C., Cummings, E. M., & Papp, L. M. (2007). Children and marital conflict resolution: Implications for emotional security and adjustment. *Journal of Family Psychology*, *21*, 744-753. doi: 10.1037/0893-3200.21.4.744

- 1
2
3
4 Goodman, S. H., Rouse, M. H., Connell, A. M., Broth, M. R., Hall, C. M., & Heyward, D.
5
6 (2011). Maternal depression and child psychopathology: A meta-analytic review. *Clinical*
7
8 *Child and Family Psychology Review*, *14*, 1-27. doi: 10.1007/s10567-010-0080-1
9
10
11 Gotlib, I. H., Joormann, J., Minor, K. L., & Hallmayer, J. (2008). HPA axis reactivity: A
12
13 mechanism underlying the associations among 5-HTTLPR, stress, and depression.
14
15 *Biological Psychiatry*, *63*, 847-851. doi: 10.1016/j.biopsych.2007.10.008
16
17
18
19 Grant, K-A., McMahon, C., Reilly, N., & Austin, M-P. (2010a). Maternal sensitivity moderates
20
21 the impact of prenatal anxiety disorder on infant mental development. *Early Human*
22
23 *Development*, *86*, 551-556. doi: <http://dx.doi.org/10.1016/j.earlhumdev.2010.07.004>
24
25
26 Grant, K-A., McMahon, C., Reilly, N., & Austin, M-P. (2010b). Maternal sensitivity moderates
27
28 the impact of prenatal anxiety disorder on infant responses to the still-face procedure.
29
30 *Infant Behavior and Development*, *33*, 453-462. doi: [http://dx.doi.org/10.1016/j.infbeh.](http://dx.doi.org/10.1016/j.infbeh.2010.05.001)
31
32 2010.05.001
33
34
35
36 Gravener, J. A., Rogosch, F. A., Oshri, A., Narayan, A. J., Cicchetti, D., & Toth, S. L. (2012).
37
38 The relations among maternal depressive disorder, maternal expressed emotion, and
39
40 toddler behavior problems and attachment. *Journal of Abnormal Child Psychology*, *40*,
41
42 803-813. doi: 10.1007/s10802-011-9598-z
43
44
45
46 Groh, A. M., Roisman, G. I., Van IJzendoorn, M. H., Bakermans-Kranenburg, M. J., & Fearon,
47
48 R. P. (2012). The significance of insecure and disorganized attachment for children's
49
50 internalizing symptoms: A meta-analytic study. *Child Development*, *83*, 591-610. doi:
51
52 10.1111/j.1467-8624.2011.01711.x
53
54
55 Grossmann, K. E., & Grossmann, K. (1991). Attachment quality as an organizer of emotional and
56
57 behavioral responses in a longitudinal perspective. In C. M. Parkes, J. Stevenson-Hinde,
58
59
60
61
62
63
64
65

& P. Marris (Eds.), *Attachment Across the Life Cycle* (pp. 93-114). New York: Travistock/Routledge.

Hammen, C., & Rudolph, K. D. (2003). Childhood mood disorders. *Child Psychopathology*, 2, 233-278.

Handal, P. J., Tschannen, T., & Searight, H. R. (1998). The relationship of child adjustment to husbands' and wives' marital distress, perceived family conflict, and mothers' occupational status. *Child Psychiatry and Human Development*, 29, 113-126. doi: 10.1023/A:1025083915840

Harachi, T. W., Fleming, C. B., White, H. R., Ensminger, M. E., Abbott, R. D., Catalano, R. F., & Haggerty, K. P. (2006). Aggressive behavior among girls and boys during middle childhood: Predictors and sequelae of trajectory group membership. *Aggressive Behavior*, 32, 279-293. doi: 10.1002/ab.20125

Ilfeld, F. W. (1976). Further validation of a Psychiatric Symptom Index in a normal population. *Psychological Reports*, 39, 1215-1228.

Ilfeld, F. W. (1978). Psychologic status of community residents along major demographic dimensions. *Archives of General Psychiatry*, 35, 716-724.

Kaitz, M., Maytal, H. R., Devor, N., Bergman, L., & Mankuta, D. (2010). Maternal anxiety, mother-infant interactions, and infants' response to challenge. *Infant Behavior and Development*, 33, 136-148. doi: 10.1016/j.infbeh.2009.12.003

Kopp, C. B. (1982). Antecedents of self-regulation: A developmental perspective. *Developmental Psychology*, 18, 199-214.

Koss, K. J., George, M. R. W., Cummings, E. M., Davies, P. T., El-Sheikh, M., & Cicchetti, D. (2014). Asymmetry in children's salivary cortisol and alpha-amylase in the context of

- marital conflict: Links to children's emotional security and adjustment. *Developmental Psychobiology*, *56*, 836-849. doi: 10.1002/dev.21156
- Leerkes, E. M. Blankson, A. N. O'Brien, M. (2009). Differential effects of maternal sensitivity to infant distress and nondistress on social-emotional functioning. *Child Development*, *80*, 762–775.
- Lemelin, J.-P., Tarabulsky, G. M., & Provost, M. A. (2006). Predicting preschool cognitive development from infant temperament, maternal sensitivity, and psycho-social risk. *Merrill-Palmer Quarterly*, *52*, 779–806.
- Manning, L. G., Davies, P. T., & Cicchetti, D. (2014). Interparental violence and childhood adjustment: How and why maternal sensitivity is a protective factor. *Child Development*, *85*, doi: 10.1111/cdev.12279
- McCloskey, L. A., Figueredo, A. J., & Koss, M. P. (1995). The effects of systemic family violence on children's mental health. *Child Development*, *66*, 1239-1261. doi: 10.1111/j.1467-8624.1995.tb00933.x
- McLeod, B. D., Weisz, J. R., & Wood, J. J. (2007). Examining the association between parenting and childhood anxiety: A meta-analysis. *Clinical Psychology Review*, *27*, 155–172.
- McMahon, C. A., Barnett, B., Kowalenko, N. M., & Tennant, C. C. (2006). Maternal attachment state of mind moderates the impact of postnatal depression on infant attachment. *Journal of Child Psychology and Psychiatry*, *47*, 660-669. doi: 10.1111/j.1469-7610.2005.01547.x
- Mezulis, A. H., Hyde, J. S., & Clark, R. (2004). Father involvement moderates the effect of maternal depression during a child's infancy on child behavior problems in kindergarten. *Journal of Family Psychology*, *18*, 575-588. doi: 10.1037/0893-3200.18.4.575

- 1
2
3
4 Moffitt, T. E., Caspi, A., Harrington, H., Milne, B. J., Melchior, M., Goldberg, D., & Poulton, R.
5
6 (2007). Generalized anxiety disorder and depression: Childhood risk factors in a birth
7
8 cohort followed to age 32. *Psychological Medicine*, *37*, 441-452.
9
- 10
11 Moss, E., Dubois-Comtois, K., Cyr, C., Tarabulsky, G. M., St-Laurent, D., & Bernier, A. (2011).
12
13 Efficacy of a home-visiting intervention aimed at improving maternal sensitivity, child
14
15 attachment, and behavioral outcomes for maltreated children: A randomized control trial.
16
17 *Development and Psychopathology*, *23*, 195 -210. doi:[http://dx.doi.org/10.1017/](http://dx.doi.org/10.1017/S0954579410000738)
18
19 [S0954579410000738](http://dx.doi.org/10.1017/S0954579410000738)
20
21
22
- 23 Mouton-Simien, P., McCain, A. P., & Kelly, M. L. (1997). The development of the Toddler
24
25 Behavior Screening Inventory. *Journal of Abnormal Child Psychology*, *25*, 59-64.
26
27
- 28 Okun, A., Stein, R. E., Bauman, L. J., & Silver, E. J. (1996). Content validity of the psychiatric
29
30 symptom index CES-Depression Scale, and State-Trait Anxiety Inventory from the
31
32 perspective of DSM-IV. *Psychological Reports*, *79*, 1059-1069.
33
34
- 35 Pederson, D. R., Gleason, K., Moran, G., & Bento, S. (1998). Maternal attachment
36
37 representations, maternal sensitivity, and the infant-mother attachment relationship.
38
39 *Developmental Psychology*, *34*, 925-933.
40
41
42
- 43 Pederson, D. R., & Moran, G. (1995). A categorical description of infant–mother relationship in
44
45 the home and its relation to Q-sort measures of infant–mother interaction. *Monographs of*
46
47 *the Society for Research in Child Development*, *60*(2–3), 111–145.
48
49
- 50 Pederson, D. R., Moran, G., Sitko, C., Campbell, K., Ghesquire, K., & Acton, H. (1990).
51
52 Maternal sensitivity and the security of infant-mother attachment: A Q-sort study. *Child*
53
54 *Development*, *61*, 1974-1983.
55
56
- 57 Pluess, M., Velders, F. P., Belsky, J., van, IJzendoorn M. H., Bakermans-Kranenburg, M. J.,
58
59 Jaddoe, V. W., Tiemeier, H. (2011). Serotonin transporter polymorphism moderates
60
61
62
63
64
65

effects of prenatal maternal anxiety on infant negative emotionality. *Biological Psychiatry*, 69, 520-525. doi: 10.1016/j.biopsych.2010.10.006

Preacher, K. J., Curran, P. J., & Bauer, D. J. (2006). Probing interactions in multiple linear regression, latent curve analysis, and hierarchical linear modeling: Interactive calculation tools for simple intercepts, simple slopes, and regions of significance. <http://www.quantpsy.org>.

Préville, M., Potvin, L., & Boyer, R. (1995). The structure of psychological distress. *Psychological Reports*, 77, 275-293.

Richman, N. (1977). Is a behavior checklist for preschool useful? In P. J. Graham (Ed.), *Epidemiological Approaches to Child Psychiatry* (pp. 125-136). London: Academic Press.

Richmond, M. K., & Stocker, C. M. (2006). Associations between family cohesion and adolescent siblings' externalizing behavior. *Journal of Family Psychology*, 20, 663-669. doi: 10.1037/0893-3200.20.4.663

Rochette, E. & Bernier, A. (2014). Parenting, family socioeconomic status, and child executive functioning: A longitudinal study. *Merrill-Palmer Quarterly*, 60, 431-460.

Rutter, M. (1979) Protective factors in children's responses to stress and disadvantage. In M. W. Kent, & J. E. Rolf (Eds.), *Primary Prevention of Psychopathology: Vol. 3. Social Competence in Children* (pp. 49-74.). Hanover, NH: University Press of New England.

Sabourin, S., Valois, P., & Lussier, Y. (2005). Development and validation of a brief version of the Dyadic Adjustment Scale with a nonparametric item analysis model. *Psychological Assessment*, 17, 15-27.

- 1
2
3
4 Sakakibara, B. M., Miller, W. C., Orenczuk, S. G., & Wolfe, D. L. (2009). A systematic review
5
6 of depression and anxiety measures used with individuals with spinal cord injury. *Spinal*
7
8 *Cord*, 47, 841-851.
9
- 10
11 Sameroff, A. J. (1983). Developmental systems: Contexts and evolution. In P. Mussen (Ed.),
12
13 Handbook of child psychology (Vol. 1, pp. 237–294). New York: Wiley.
14
15
- 16 Sameroff, A., Gutman, L. M., & Peck, S. C. (2003). Adaptation among youth facing multiple
17
18 risks: Prospective research findings. *Resilience and Vulnerability: Adaptation in the*
19
20 *Context of Childhood Adversities* (pp. 364-391). New York: Cambridge University Press.
21
22
- 23 Spangler, G., Johann, M., Ronai, Z., & Zimmermann, P. (2009). Genetic and environmental
24
25 influence on attachment disorganization. *Journal of Child Psychology and Psychiatry*, 50,
26
27 952-961.
28
29
- 30
31 Spanier, G. B. (1976). Measuring dyadic adjustment: New scales for assessing the quality of
32
33 marriage and similar dyads. *Journal of Marriage and Family*, 38, 15-28. doi:
34
35 10.2307/350547
36
37
- 38 Sroufe, L. A. (1995). *Emotional development: The organization of emotional life in the early*
39
40 *years*. New York: Cambridge University Press.
41
42
- 43 Sroufe, L. A. (2005) Attachment and development: A prospective, longitudinal study from birth
44
45 to adulthood. *Attachment and Human Development*, 7, 349 – 367.
46
47
- 48 Tarabulsky, G. M., Provost, M. A., Larose, S., Moss, E., Lemelin, J-P., Moran, G., ... & Pederson,
49
50 D. R. (2008). Similarities and differences in mothers' and observers' ratings of infant
51
52 security on the Attachment Q-Sort. *Infant Behavior and Development*, 31, 10-22.
53
54
- 55 Teti, D. M., Nakagawa, M., Das, R., & Wirth, O. (1991). Security of attachment between
56
57 preschoolers and their mothers: Relations among social interaction, parenting stress, and
58
59
60
61
62
63
64
65

mother's sorts of the Attachment Q-Set. *Developmental Psychology*, 27, 440-447. doi:
10.1037/0012-1649.27.3.440

Tietjen, A. M., & Bradley, C. F. (1985). Social support and maternal psychosocial adjustment during the transition to parenthood. *Canadian Journal of Behavioural Science/Revue Canadienne des Sciences du Comportement*, 17, 109-121. doi: 10.1037/h0080136

van Doesum, K. T., Hosman, C. M., Riksen-Walraven, J. M., & Hoefnagels, C. (2007). Correlates of depressed mothers' sensitivity toward their infants: The role of maternal, child, and contextual characteristics. *Journal of the American Academy of Child and Adolescent Psychiatry*, 46, 747-756. doi: 10.1097/CHI.0b013e318040b272

van IJzendoorn, M. H., Vereijken, C. M. J. L., Bakermans-Kranenburg, M. J., & Riksen-Walraven, J. M. (2004). Assessing attachment security with the Attachment Q-sort: Meta-analytic evidence for the validity of the observer AQS. *Child Development*, 75, 1188-1213. doi:10.1111/j.1467-8624.2004.00733.x

Weissman, M. M., Wickramaratne, P., Nomura, Y., Warner, V., Verdeli, H., Pilowsky, D. J., Bruder, G. (2005). Families at high and low risk for depression - A 3-generation study. *Archives of General Psychiatry*, 62, 29-36.

Wetter, E. K. & El-Sheikh, M. (2012). Trajectories of children's internalizing symptoms: The role of maternal internalizing symptoms, respiratory sinus arrhythmia and child sex. *Journal of Child Psychology and Psychiatry*, 53, 168-177. doi: 10.1111/j.1469-7610.2011.02470.x

Wilens, T. E., Biederman, J., Brown, S., Monuteaux, M., Prince, J., & Spencer, T.J. (2002). Patterns of psychopathology and dysfunction in clinically referred preschoolers. *Journal of Developmental and Behavioral Pediatrics*, 23(Suppl.), S31-S36.

Table 1

Descriptive statistics

Variable	Mean	SD	Score Range
Parental Stress Index global average score	2.90	1.10	0 – 5
Psychiatric Symptom Index average score	1.77	.45	1 – 4
Dyadic Adjustment Scale average score	4.02	.89	1 – 6
Maternal psychosocial maladjustment composite	-.06	1.52	-5.68 – 3.04
Maternal sensitivity	.64	.27	-1.00 – 1.00
Child internalizing symptoms at 2 years - Mother	6.99	5.22	0-72
Child internalizing symptoms at 3 years - Mother	7.85	5.28	0-72
Child internalizing symptoms at 2 years - Father	7.17	5.55	0-72
Child internalizing symptoms at 3 years - Father	7.05	5.55	0-72

Note. SD = Standard deviation.

Table 2

Bivariate correlations among all study variables

	1.	2.	3.	4.	5.	6.	7.	8.	9.	10.	11.	12.	13.	14.	15.
1. Child gender ^a	--	.05	-.08	.04	.00	-.08	.22 ^t	-.03	-.08	.04	-.02	.14 ^t	.01	.19 [*]	.03
2. Maternal age	--	--	.38**	.60**	.29**	.44**	.01	-.11	-.12	-.14	.20**	.04	-.08	-.09	-.01
3. Maternal education	--	--	--	.17**	.62**	.59**	-.27*	.05	-.15	-.27**	.22**	-.04	-.08	-.08	-.19
4. Paternal age	--	--	--	--	.20**	.29**	-.10	.03	.03	-.02	.07	-.01	-.08	-.09	-.02
5. Paternal education	--	--	--	--	--	.53**	-.12	.06	-.14	-.09	.20**	-.02	-.05	-.10	-.07
6. Family income	--	--	--	--	--	--	-.18	.08	-.32**	-.18	.24**	-.12	-.12	-.19*	-.06
7. Maternal PSI total score	--	--	--	--	--	--	--	-.37**	.36**	.70**	-.03	.07	.13	.18	.12
8. Maternal DAS total score	--	--	--	--	--	--	--	--	-.35**	.47**	-.01	-.23 ^t	-.24*	-.08	-.17
9. Maternal Ifield total score	--	--	--	--	--	--	--	--	--	.42**	.01	.31*	.30*	.30*	.19
10. MPM composite score	--	--	--	--	--	--	--	--	--	--	-.06	.12	.24*	.19	.12
11. Maternal sensitivity	--	--	--	--	--	--	--	--	--	--	--	-.24**	.02	-.15	-.05
12. CBCL 2 years - Mother	--	--	--	--	--	--	--	--	--	--	--	--	.58**	.55**	.54**
13. CBCL 3 years - Mother	--	--	--	--	--	--	--	--	--	--	--	--	--	.55**	.54**
14. CBCL 2 years - Father	--	--	--	--	--	--	--	--	--	--	--	--	--	.44**	.52**
15. CBCL 3 years - Father	--	--	--	--	--	--	--	--	--	--	--	--	--	--	.67**

Note. CBCL = Child Behavior Checklist - Child internalizing symptoms scores; PSI = Parental Stress Index; DAS = Dyadic Adjustment Scale;

Ifield = Psychiatric Symptoms Index; MPM = Maternal Psychosocial Maladjustment; ^tBoys = 1, Girls = 2.

[†] $p < .10$. * $p < .05$. ** $p < .01$.

41
42
43
44
45
46
47
48
49
50
51
52
53
54
55
56
57
58
59
60
61
62
63
64
65

Table 3

Summary of regression analyses for interactive effects of maternal psychosocial maladjustment and maternal sensitivity onto maternal and paternal reports of child internalizing symptoms at 2 and 3 years

Model and steps	β	t
<i>Maternal reports of child internalizing symptoms at 2 years</i>		
1. Child gender	.16	1.64
2. Maternal psychosocial maladjustment	.15	1.52
Maternal sensitivity	-.01	-.14
3. Maladjustment x Sensitivity	-.23	-2.14*
R ² (adj.)		.06
df		(4, 105)
<i>Maternal reports of child internalizing symptoms at 3 years</i>		
1. Family income	-.16	-1.63
Child gender	.14	1.45
2. Maternal psychosocial maladjustment	.20	1.84 [†]
Maternal sensitivity	-.02	-.19
3. Maladjustment x Sensitivity	-.27	-2.34*
R ² (adj.)		.11
df		(5, 94)
<i>Paternal reports of child internalizing symptoms at 2 years</i>		
1. Maternal psychosocial maladjustment	.26	2.12*
Maternal sensitivity	.20	1.42
2. Maladjustment x sensitivity	-.07	-.49
R ² (adj.)		.04
df		(4, 70)
<i>Paternal reports of child internalizing symptoms at 3 years</i>		
1. Maternal psychosocial maladjustment	.18	1.46
Maternal sensitivity	.13	1.00
2. Maladjustment x Sensitivity	-.26	-1.96 [~]
R ² (adj.)		.02
df		(3, 76)

[†] $p < .10$. * $p < .05$. [~] $p = .05$.

Table 4

Summary of regression analyses for interactive effects of maternal psychosocial maladjustment and maternal sensitivity onto maternal and paternal reports of child internalizing symptoms at 3 years when controlling for child internalizing symptoms at 2 years

Model and steps	β	t
<i>Maternal reports of child internalizing symptoms at 3 years</i>		
1. Family income	-.02	-.15
Child gender	.41	3.11**
Maternal reports of child internalizing symptoms at 2 years	.54	6.36**
2. Maternal psychosocial maladjustment	.06	1.01
Maternal sensitivity	-.04	-.62
3. Maladjustment x sensitivity	-.05	-.74
R ² (adj.)		.79
df		(6, 80)
<i>Paternal reports of child internalizing symptoms at 3 years</i>		
1. Paternal reports of child internalizing symptoms at 2 years	.86	13.03**
2. Maternal psychosocial maladjustment	.10	1.38
Maternal sensitivity	.01	.18
3. Maladjustment x sensitivity	-.19	-2.30*
R ² (adj.)		.81
df		(4, 53)

* $p < .05$. ** $p < .01$.

Figure 1

Interactive effects of maternal psychosocial maladjustment and maternal sensitivity onto maternal reports of child internalizing symptoms at 2 years

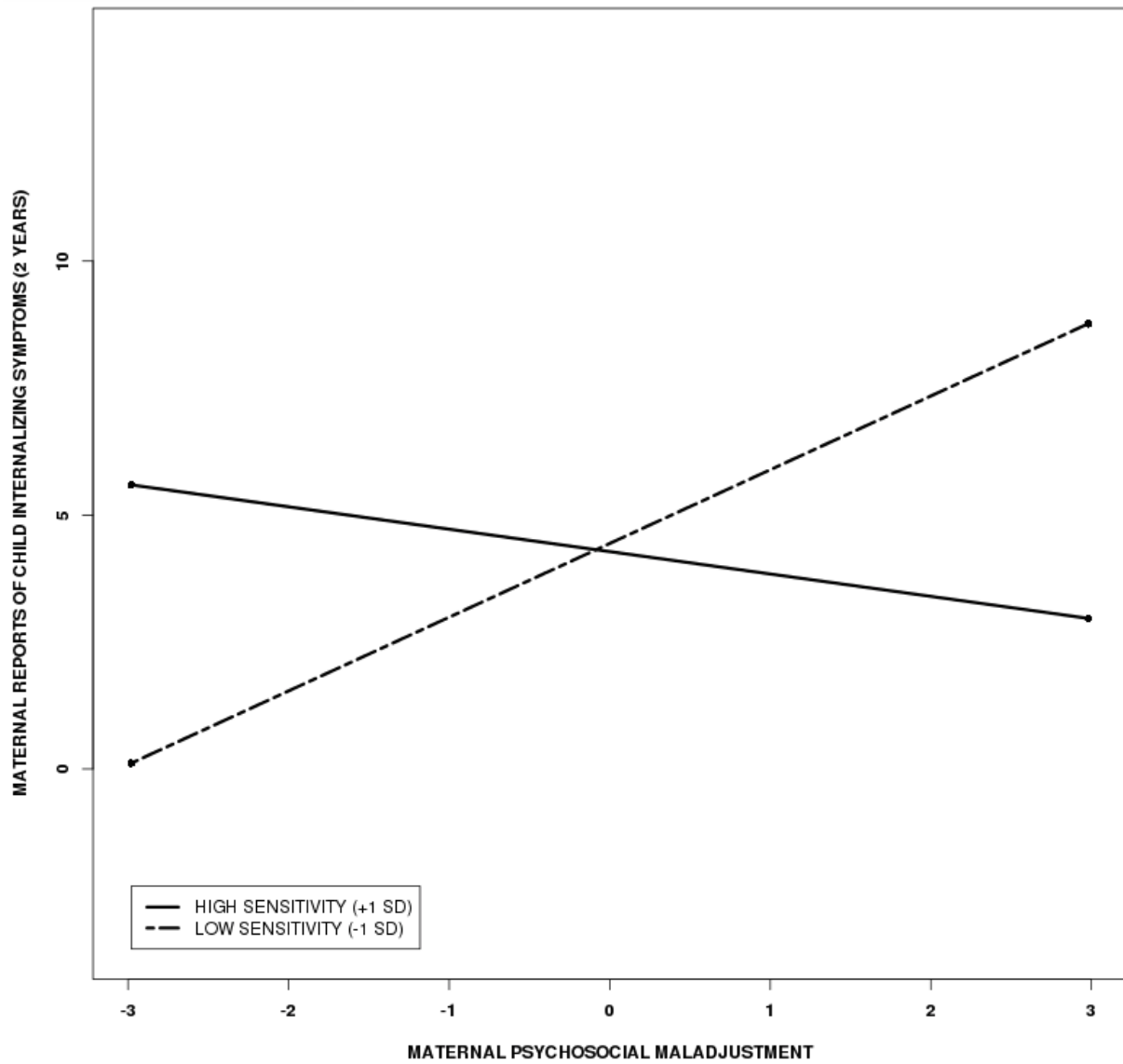


Figure 2

Interactive effects of maternal psychosocial maladjustment and maternal sensitivity onto maternal reports of child internalizing symptoms at 3 years

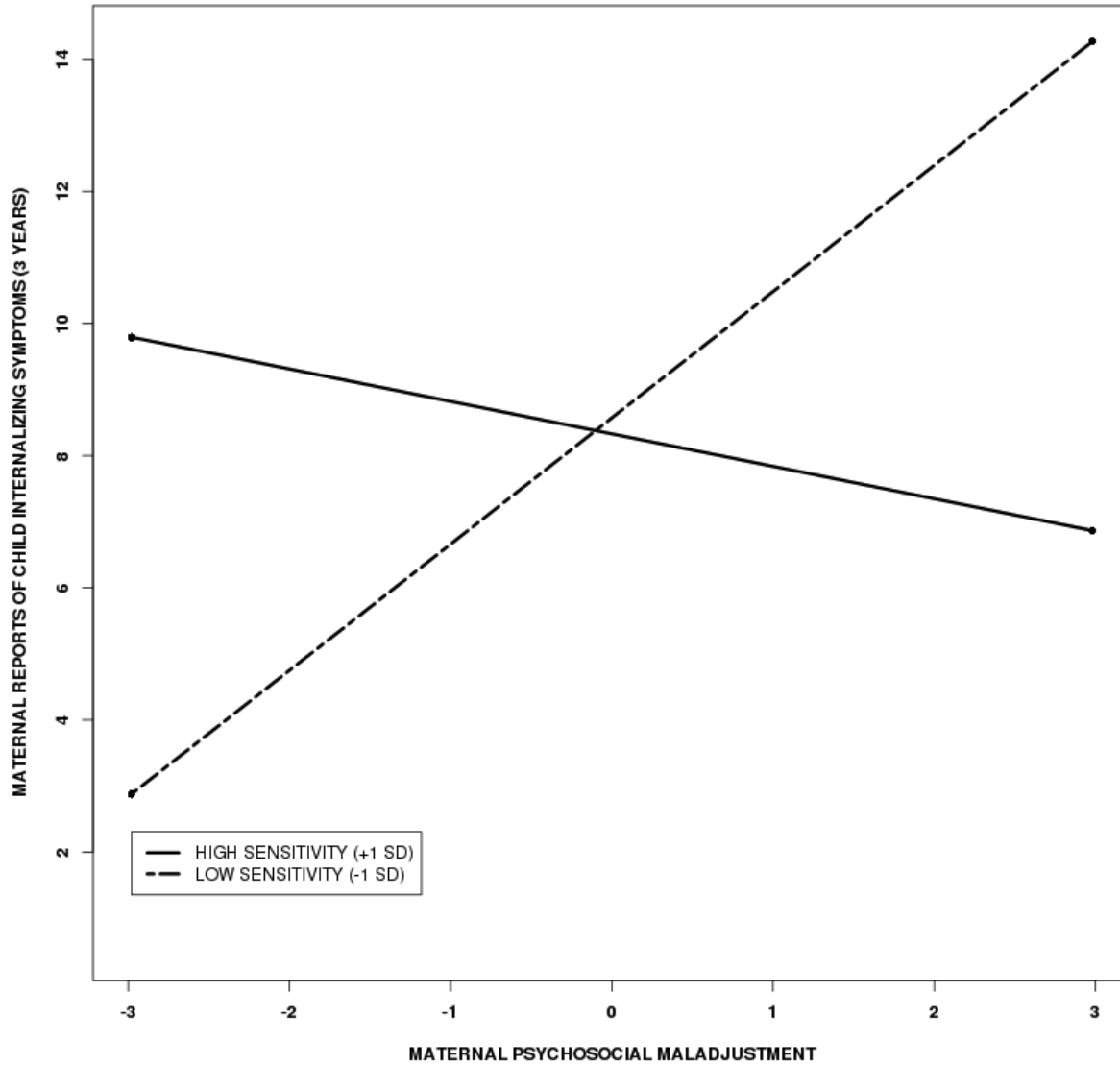


Figure 3

Interactive effects of maternal psychosocial maladjustment and maternal sensitivity onto paternal reports of child internalizing symptoms at 3 years

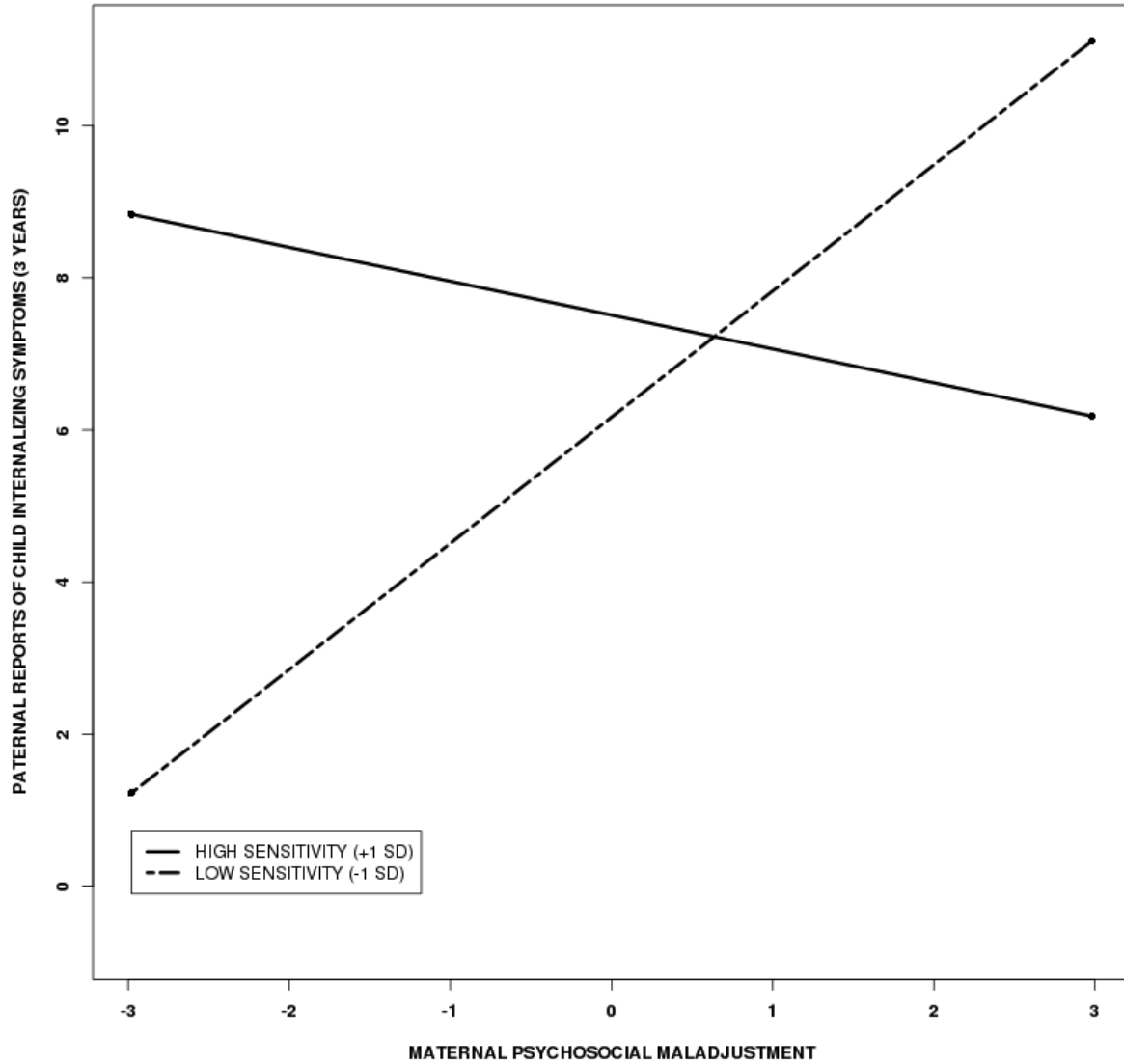
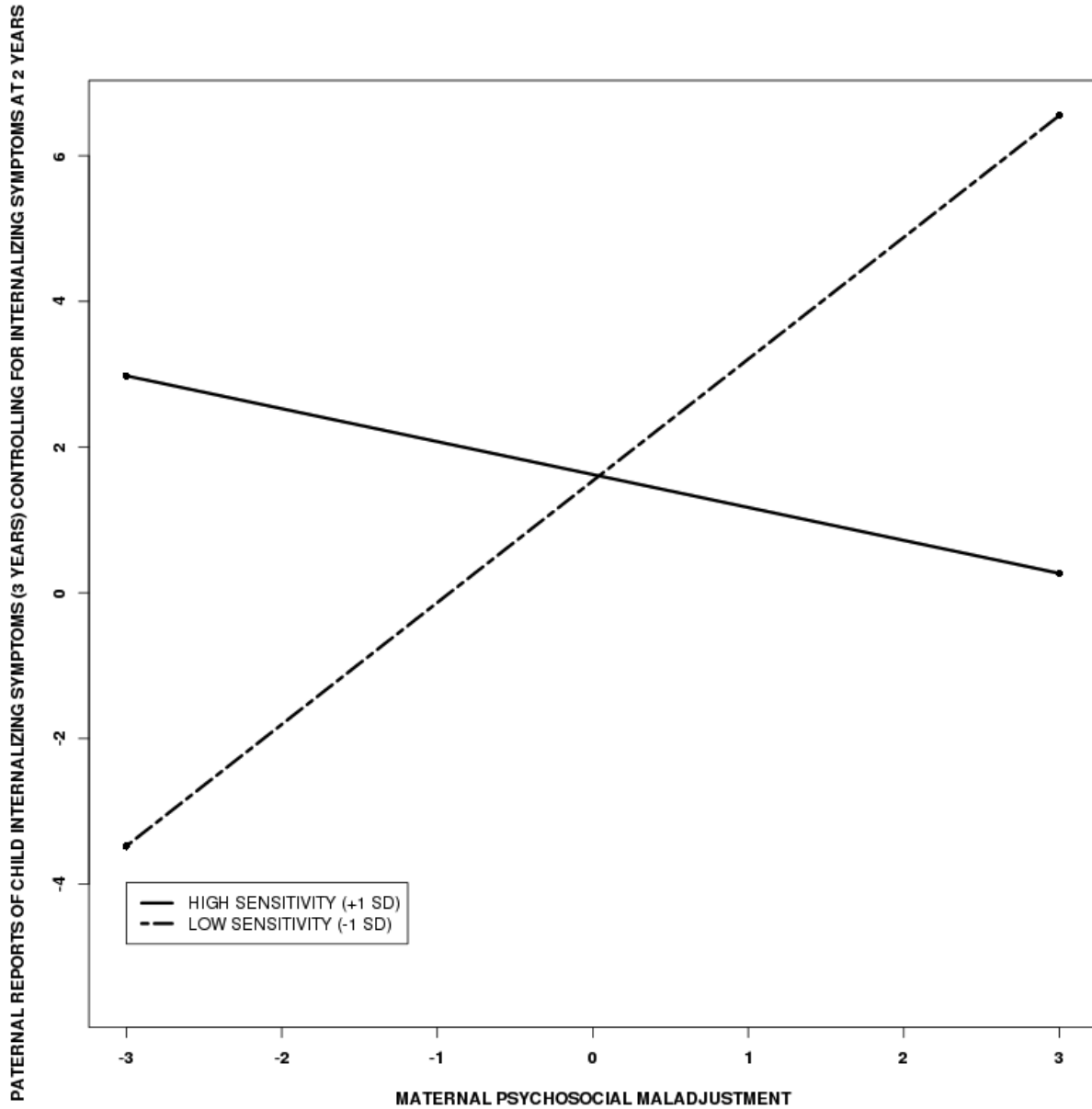


Figure 4

Interactive effects of maternal psychosocial maladjustment and maternal sensitivity onto paternal reports of child internalizing symptoms at 3 years controlling for child internalizing symptoms at 2 years





Disclosure of potential conflicts of interest

Authors must disclose all relationships or interests that could have direct or potential influence or impart bias on the work. Although an author may not feel there is any conflict, disclosure of all relationships and interests provides a more complete and transparent process, leading to an accurate and objective assessment of the work. Awareness of a real or perceived conflicts of interest is a perspective to which the readers are entitled. This is not meant to imply that a financial relationship with an organization that sponsored the research or compensation received for consultancy work is inappropriate. For examples of potential conflicts of interests *that are directly or indirectly related to the research please visit:*

springer.com/gp/authors-editors/journal-author/journal-author-helpdesk/before-you-start

All authors of papers submitted to Journal of Abnormal Child Psychology
(name of journal) must complete this form and disclose any real or perceived conflict of interest.

Please complete one form per author. The corresponding author collects the conflict of interest disclosure forms from all authors. The corresponding author will include a summary statement in the text of the manuscript in a separate section before the reference list, that reflects what is recorded in the potential conflict of interest disclosure form(s). Please note that you cannot save the form once completed. Kindly print upon completion, sign, and scan to keep a copy for your files.

The corresponding author should be prepared to send potential conflict of interest disclosure form if requested during peer review or after publication on behalf of all authors (if applicable).



I have no potential conflict of interest.

Category of disclosure	Description of Interest/Arrangement

Article title Maternal psychosocial maladjustment and child internalizing symptoms: Investigating ...

Manuscript No. (if you know it) _____

Author name Annie Bernier

Are you the corresponding author? Yes No

Herewith I confirm that the information provided is accurate.

Author signature  Date April 14, 2015



Disclosure of potential conflicts of interest

Authors must disclose all relationships or interests that could have direct or potential influence or impart bias on the work. Although an author may not feel there is any conflict, disclosure of all relationships and interests provides a more complete and transparent process, leading to an accurate and objective assessment of the work. Awareness of a real or perceived conflicts of interest is a perspective to which the readers are entitled. This is not meant to imply that a financial relationship with an organization that sponsored the research or compensation received for consultancy work is inappropriate. For examples of potential conflicts of interests *that are directly or indirectly related to the research please visit:*

springer.com/gp/authors-editors/journal-author/journal-author-helpdesk/before-you-start

All authors of papers submitted to Journal of Abnormal Child Psychology
(name of journal) must complete this form and disclose any real or perceived conflict of interest.

Please complete one form per author. The corresponding author collects the conflict of interest disclosure forms from all authors. The corresponding author will include a summary statement in the text of the manuscript in a separate section before the reference list, that reflects what is recorded in the potential conflict of interest disclosure form(s). Please note that you cannot save the form once completed. Kindly print upon completion, sign, and scan to keep a copy for your files.

The corresponding author should be prepared to send potential conflict of interest disclosure form if requested during peer review or after publication on behalf of all authors (if applicable).

I have no potential conflict of interest.


Category of disclosure	Description of Interest/Arrangement

Article title MATERNAL PSYCHOSOCIAL MALADJUSTMENT AND CHILD INTERNALIZING SYMPTOMS : INVESTIGATING THE MODULATING ROLE OF MATERNAL SENSITIVITY
Manuscript No. (if you know it) _____

Author name ANDRÉE-ANNE BOUVETTE-TURCOT

Are you the corresponding author? Yes No

Herewith I confirm that the information provided is accurate.

Author signature  Date APRIL 20, 2015